




A vertical yellow card with a smiling SpongeBob face at the top. Below the face is a 4x2 grid of eight empty circles. At the bottom, the word "NAME" is printed above a rectangular box for writing.




A vertical yellow card with a surprised SpongeBob face at the top. Below the face is a 4x2 grid of eight empty circles. At the bottom, the word "NAME" is printed above a rectangular box for writing.




A vertical yellow card with a grumpy SpongeBob face at the top. Below the face is a 4x2 grid of eight empty circles. At the bottom, the word "NAME" is printed above a rectangular box for writing.




A vertical yellow card with a shy SpongeBob face at the top. Below the face is a 4x2 grid of eight empty circles. At the bottom, the word "NAME" is printed above a rectangular box for writing.




A vertical yellow card with a smiling SpongeBob face at the top. Below the face is a 4x2 grid of eight empty circles. At the bottom, the word "NAME" is printed above a rectangular box for writing.



A vertical yellow card with a winking SpongeBob face at the top. Below the face is a 4x2 grid of eight empty circles. At the bottom, the word "NAME" is printed above a rectangular box for writing.



A vertical yellow card with a wide, dark-mouthed SpongeBob face at the top. Below the face is a 4x2 grid of eight empty circles. At the bottom, the word "NAME" is printed above a rectangular box for writing.



A vertical yellow card with a SpongeBob face sticking his tongue out at the top. Below the face is a 4x2 grid of eight empty circles. At the bottom, the word "NAME" is printed above a rectangular box for writing.